

# Absorgel Hanging 1kg



absorbs  
300%\*

- ✓ high moisture absorption
- ✓ no liquid water collection
- ✓ suitable for tightly loaded containers
- ✓ easy to use
- ✓ cost effective
- ✓ no loss of cargo space
- ✓ protects loads throughout their journey
- ✓ environmentally friendly, no toxic materials


Absorgel Hanging is based on the proven ability of calcium chloride to aggressively remove moisture from the air. The absorbed water is bound into a gel so no liquid is formed, preventing leakage.

It is easy to use and designed to occupy minimal container space. Hung **vertically** or **horizontally** on container walls, it is a highly versatile shipping desiccant. Two adhesive pads on the back of the unit, helps secure the unit to the container wall.

## How Absorgel Hanging works

Absorgel Hanging begins working immediately once removed from its transparent sealed packaging. It is easy to install and remove. It can hang within the corrugated recess of container side panels or horizontally above the cargo. No ladder is needed, saving you time, effort and money.

The calcium chloride absorbs moisture from the surrounding air that passes through the outer breathable packaging material. The gel ensures absorbed moisture is trapped in the product and can not leak. Absorgel Hanging is fitted with a hook and an adhesive pad to keep it securely in place.



\*Absorption rate refers to ability to absorb based on the products weight.





## Typical Applications

Absorgel Hanging can be used for any type of cargo that only needs 25mm between the cargo and the Absorgel Hanging unit. It works particularly well in tightly loaded containers.

## Absorgel Hanging effectively protects:

- ✓ Agricultural products
- ✓ Metal products and machinery
- ✓ Furniture and handicrafts
- ✓ Textiles and leather
- ✓ Consumer products

## Units needed

Approximate number of Absorgel Hanging units needed to protect your cargo:

Container Size	Dry Cargo	Moist Cargo
20"	4 - 6	8 - 10
40"	8 - 12	16 - 20

The quantity needed will vary depending on various factors such as shipment time, climatic conditions during the shipment, air volume in the container, type of packaging used, cargo type etc.

Pro-Ex can assist you to calculate the exact number of Absorgel Hanging units you will need in your unique circumstances.

## Disposal

Absorgel Hanging is a single-use product and can be disposed as regular waste. The calcium chloride and gelling agent are non-toxic and the polyethylene (PE) and polypropylene (PE) plastics are recyclable.

## Product Specifications

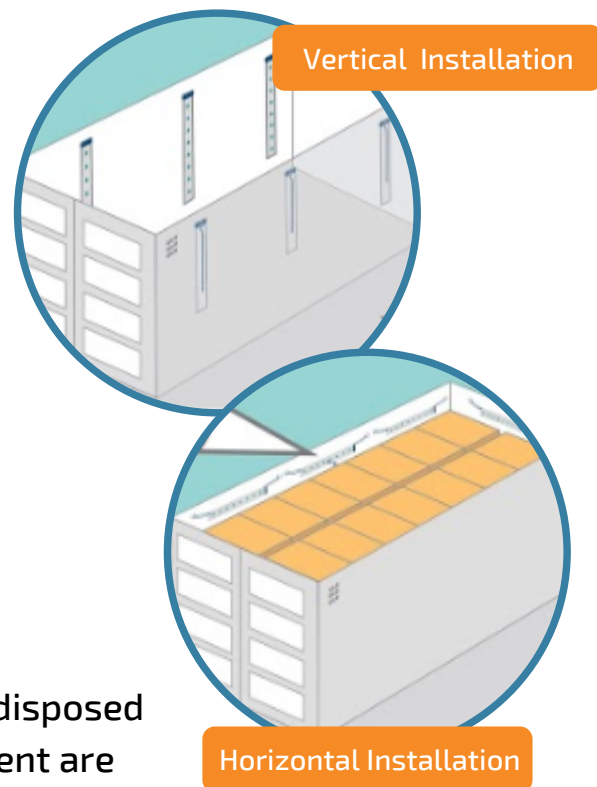
Dimensions: 950mm (l), 135mm (w), 30mm (d)

Working temperature: -20°C to +80°C

Active Ingredient: Calcium Chloride (CAS registry number 10043-52-4)

Absorption capacity: Up to 2.25 litres

DMF Free - RoHS compliant - REACH compliant



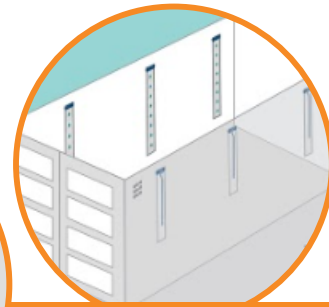
# Absorgel Hanging 1kg (short hook)

## Installing the Absorgel Hanging 1kg

The Absorgel Hanging 1kg is an extremely versatile desiccant. A hook and the presence of grommets allow you to place the units either vertically or horizontally to best suit the configuration of your cargo.



Horizontal Installation



Vertical Installation

## Vertical Installation

- 1** Remove the Absorgel Hanging from the transparent PE film (Note the unit immediately is activated.) Be careful not to cut into the Absorgel.
- 2** In most cases, the small piece of the hook needs to be twisted off and attached to the unit. Place the Absorgel Hanging Hook on to the container walls' lashing ring. The hook should lock into place with a click.
- 3** Let the unit hang, then remove the strips on the rear of the Absorgel Hanging unit to expose the adhesive backing. Press firmly against the container to secure into place. Note a cable tie through the units grommets can also be used for additional security.




*Pro-Ex exclusive distributor of Absortech products*



# Absorgel Hanging 1kg (short hook)

## Horizontal Installation

- 1** Activate the Absorgel Hanging by opening the transparent outer protective plastic and taking out the unit. Be careful not to cut into the Absorgel.
- 2** Put a nylon string (or cable tie) through one of the grommets of the Absorgel.
- 3** Tighten the nylon string (or cable tie) around the container lashing ring.
- 4** Repeat steps 2 and 3 above for securing the Absorgel through the other grommet.



**Disposal** Absorgel Hanging is a single-use product and can be disposed as regular waste. The calcium chloride and gelling agent are non-toxic and the polyethylene (PE) and polypropylene (PE) plastics are recyclable.

**Safety** The calcium chloride brine is non-toxic and non-corrosive. It is similar to very salty seawater. In case of contact flush eyes with fresh water. Rinse exposed areas of skin with fresh water. Pro-Ex recommend using gloves and goggles when handling.

*Pro-Ex exclusive distributor of Absortech products*

